



Guide to Taking the Information Security e-Learning

【ver.4】 March 21, 2024

Created date	June 19, 2018
Last updated	March 21, 2024

ver.	date	Contents ipdate
1	June 19, 2018	Create New
2	May 10, 2019	Correction with HP correction
3	February 19, 2024	Correction with HP correction
4	March 21, 2024	Correction



contents

1. Overview	3
2. Steps for enrolling in "Information Security e-Learning" using Moodle	4
3. Test attempt and result confirmation	7



1. Overview

In order to ensure thorough compliance with Okayama University's information security policy, we are implementing "Information Security e-Learning" aimed at faculty and staff as well as students, using the Okayama University e-learning Moodle system.

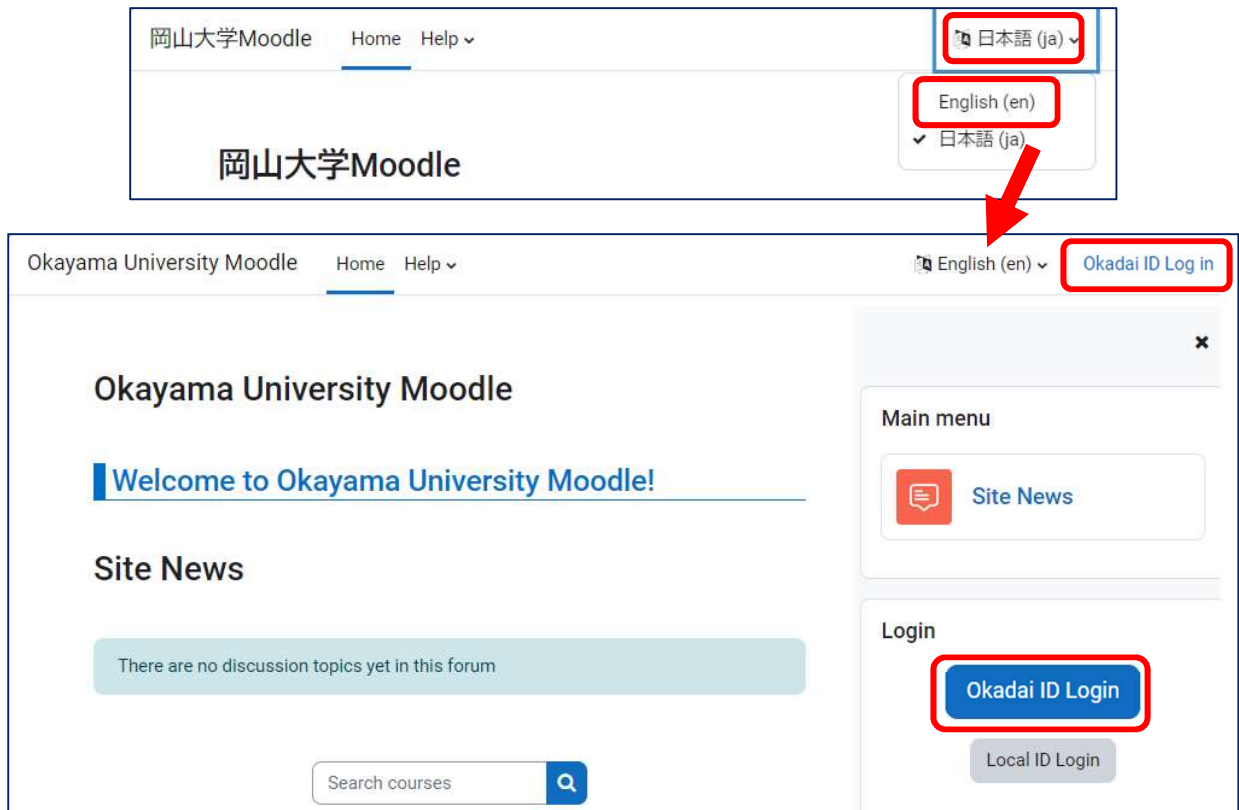
This guide describes the procedure for enrolling and taking that "Information Security e-Learning" via Moodle.

2. Steps for enrolling in "Information Security e-Learning" using Moodle

* If you are already enrolled in the course, go to step 3.

(1) Access the Moodle page (<https://moodle.el.okayama-u.ac.jp/>) and click the "Okadai ID Log in".

* You can change the display language by clicking "日本語 (ja)" and selecting "English (en)" at the upper right of the page.



The screenshot shows the Moodle homepage. At the top right, there is a language selection dropdown menu. The current selection is "日本語 (ja)", and "English (en)" is highlighted with a red box. Below this, the "Okadai ID Log in" button is also highlighted with a red box. A red arrow points from the "English (en)" selection to the "Okadai ID Log in" button. The main content area includes a "Welcome to Okayama University Moodle!" message, a "Site News" section, and a search bar. On the right side, there is a "Main menu" with "Site News" and a "Login" section with "Okadai ID Login" and "Local ID Login" buttons. The "Okadai ID Login" button is highlighted with a red box.

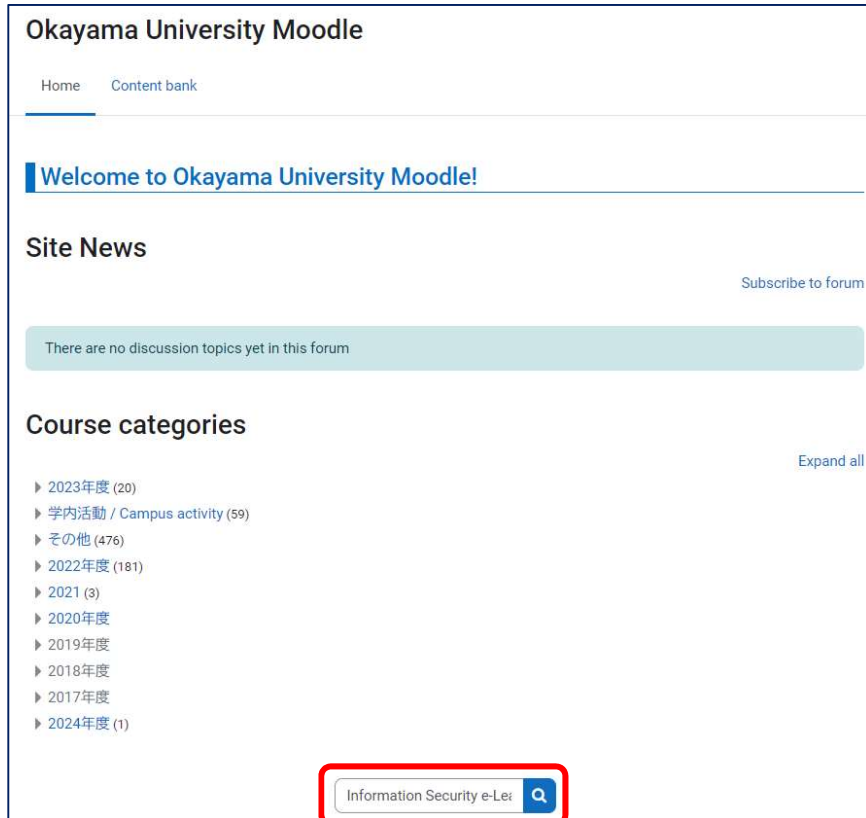
(2) Enter your Okadai ID (岡大 ID) and password (パスワード), and click the "Login" button.



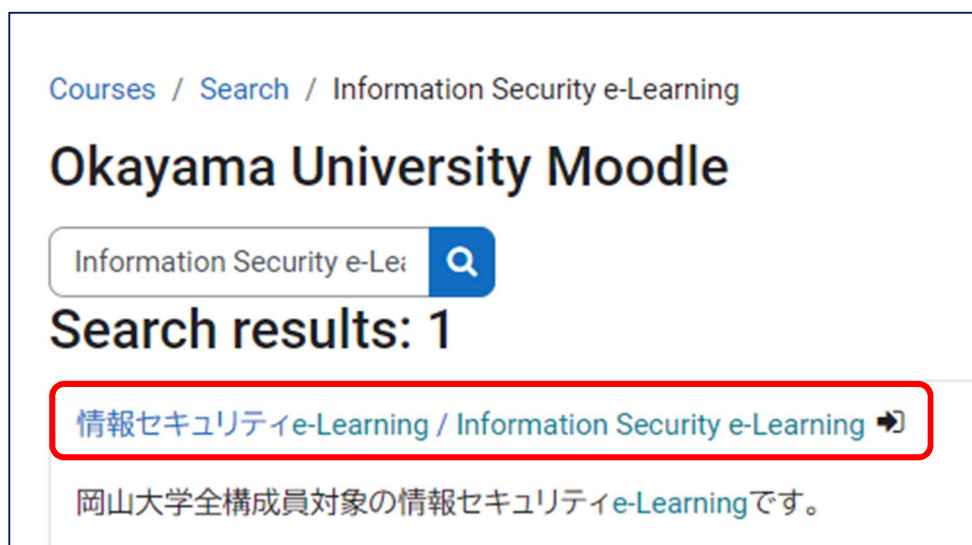
The screenshot shows the "Integrated Authentication System Login" page. The page title is "統合認証システム ログイン Integrated Authentication System Login". There are two input fields: "岡大ID (Okadai ID)" and "パスワード (Password)". The "パスワード (Password)" field contains "pXXXXXXX". Below the input fields, there is a checkbox for "岡大IDを記憶する / Remember Okadai ID". The "次へ / Next" button is highlighted with a red box. A red arrow points from the "次へ / Next" button to the "ログイン / Login" button, which is also highlighted with a red box. The "戻る / Back" button is visible below the "ログイン / Login" button. At the bottom of the page, there is a note: "※共用パソコンの利用後はログアウトのためブラウザを完全に終了させてください。パスワードが不明の場合はこちらをご覧ください。" and its English translation: "* After using a shared computer, please close your browser completely to log out. If you are unsure of your password, please see here."

(3) Enter “Information Security e-Learning (情報セキュリティ e-Learning)” in the “Course Name (partial match)” field on the “Course Search” block, then click the “Search” button.

* If you cannot find the “Course Search” bar, click the “Collapse all” on the right side of the course categories.



(4) Select and click the "Information Security e-Learning" (情報セキュリティ e-Learning) in the "Search results".



- (5) Click the "Enrol me" button in the "Enrolment options".

情報セキュリティe-Learning / Information Security e-Learning

Enrolment options

情報セキュリティe-Learning / Information Security e-Learning

岡山大学全構成員対象の情報セキュリティe-Learningです。

Teacher:

- ▼ **Self enrolment (Student)**

No enrolment key required.

Enrol me

- (6) Once the list of contents for "Information Security e-Learning" (情報セキュリティ e-Learning) is displayed, enrollment is complete.

情報セキュリティe-Learning / Information Security e-Learning

[Course](#) [Grades](#)

- ▼ **General** Collapse all

下部のテストを受験してください。

本学の全ての構成員には、本学情報セキュリティポリシー及び関係規程等を遵守し、本学が保有する情報及び情報システムを守る義務があります。本学の構成員が情報セキュリティに関する正しい知識を持ち、適切に情報及び情報システムを利用できるようにするため、**年1回の情報セキュリティe-Learningの受講が義務化されています。**

Take the [test](#) below.

All members of our university must comply with our information security policy, related regulations, and other related documents to ensure the security of information and information systems owned by our university. To make sure that all members of our university use the information and information systems properly with correct knowledge, we are **implementing annual and mandatory e-learning about information security.**

- ▼ **テスト/Test** Highlighted

2023年度版

日本語版/Japanese Version(所要時間:15分程度)

▼ Done: Receive a grade

▼ Done: Receive a passing grade

3. Test attempt and result confirmation

(1) Please take an English version of the test.

- * You have to get a **70 or better to pass the test.**
Please re-attempt the test until the score is over 70 points.



(2) Click "Attempt quiz"



(3) Click "Start attempt".

